



MRV-30C



MRV-60C



MRV-80C



MRV-30C1
MRV-60C1
MRV-80C1



MRV-30C2
MRV-60C2
MRV-80C2

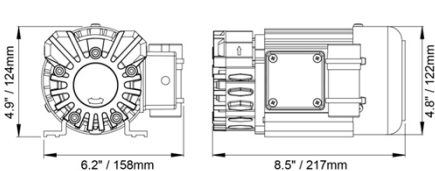
Matala Rotary Vane

Specification			Model			MRV-30C			MRV-60C			MRV-80C		
Volt / Hz			115V/60Hz											
PSI	Ft.	M	LPM	CFM	Amp	LPM	CFM	Amp	LPM	CFM	Amp			
0	0.0	0.0	82	2.90	2.11	159	5.61	2.68	190	6.71	4.00			
5	11.5	3.5	71	2.51	2.31	149	5.26	2.90	184	6.50	4.20			
10	23.1	7.0	63	2.22	2.56	139	4.91	3.42	161	5.69	4.80			
15	34.6	10.5	51	1.80	2.87	121	4.27	4.01	139	4.91	5.82			
Weight (lbs) / (kg)			14.3 / 6.5			25.4 / 11.5			36.2 / 16.4					
Aeration System			MRV-30C1		MRV-60C1		MRV-80C1		MRV-30C2		MRV-60C2		MRV-80C2	
Cabinet system components			Powder coated paint cabinet, cooling fan, GFI electrical box outlet, cabinet base											
Compressor model type			1xMRV-30C		1xMRV-60C		1xMRV-80C		2xMRV-30C		2xMRV-60C		2xMRV-80C	
Suggested pond size			1/4~2 Acre Lake 5~20 ft deep		1/2~2 Acre Lake 8~20 ft deep		3/4~3 Acre Lake 12~20 ft deep		1/2~2 Acre Lake 5~20 ft deep		1~4 Acre Lake 8~20 ft deep		1 1/2~6 Acre Lake 12~20 ft deep	
Dimensions: L1xW1xH1 with base (in) / (mm)			20.2x20.2x18.6 / 513x513x472						21x20.2x18.6 / 534x513x472					
Weight with base (lbs) / (kg)			50.9 / 23.1		60.4 / 27.4		69.2 / 31.4		84.2 / 38.2		103.0 / 46.7		124.8 / 56.6	
Dimensions: LxWxH without base (in) / (mm)			19.5x15.1x14.2 / 495x384x362						21x19.5x14.2 / 534x495x362					
Weight without base (lbs) / (kg)			48.1 / 21.8		57.5 / 26.1		66.4 / 30.1		81.4 / 36.9		100.1 / 45.4		121.9 / 55.3	

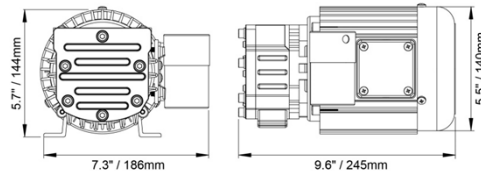
*The red zone on the chart does not recommend to use range exceed 24 hours.

**The above specifications are subject to change without prior notice.

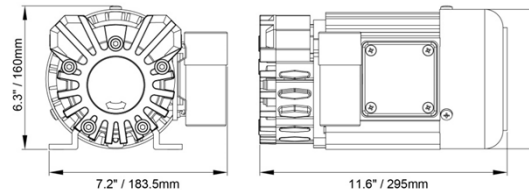
Dimensions:



MRV-30



MRV-60



MRV-80

